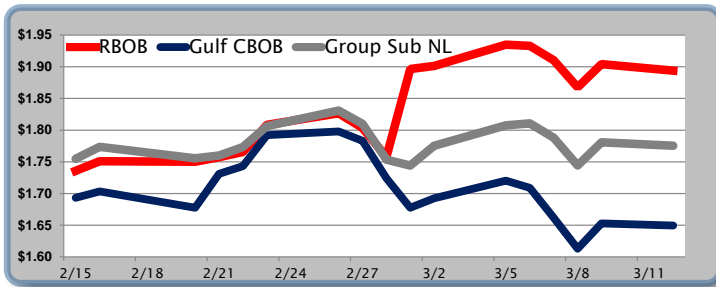


Gasoline

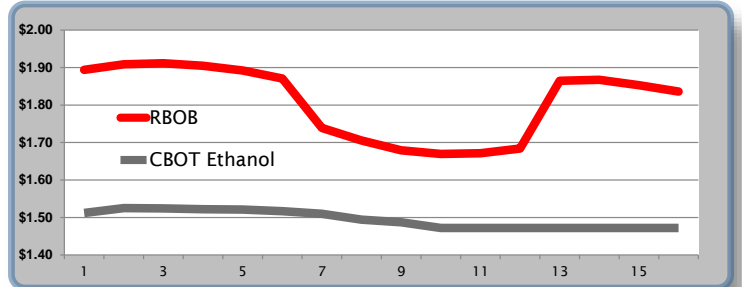
	RBOB	Change	Gulf CBOB	Change	Group Sub NL	Change	Gulf Basis	Group Basis	RBOB Technicals
3/13	\$1.8759	-\$0.0181	\$1.6314	-\$0.0176	\$1.7577	-\$0.0178	\$ (0.2450)	\$ (0.1186)	Indicator Direction
3/12	\$1.8940	-\$0.0103	\$1.6495	-\$0.0032	\$1.7755	-\$0.0053	\$ (0.2445)	\$ (0.1186)	MACD Bullish
3/9	\$1.9043	\$0.0366	\$1.6528	\$0.0398	\$1.7808	\$0.0366	\$ (0.2516)	\$ (0.1236)	Stochastics Topping
3/8	\$1.8677	-\$0.0426	\$1.6129	-\$0.0490	\$1.7442	-\$0.0439	\$ (0.2548)	\$ (0.1236)	RSI Neutral
3/7	\$1.9103	-\$0.0228	\$1.6619	-\$0.0470	\$1.7880	-\$0.0228	\$ (0.2484)	\$ (0.1223)	ADX Neutral
3/6	\$1.9331	-\$0.0018	\$1.7089	-\$0.0114	\$1.8108	\$0.0032	\$ (0.2242)	\$ (0.1223)	Momentum Bullish
3/5	\$1.9349	\$0.0335	\$1.7203	\$0.0277	\$1.8076	\$0.0322	\$ (0.2146)	\$ (0.1273)	Bias: Neutral
3/2	\$1.9014	\$0.0050	\$1.6926	\$0.0149	\$1.7754	\$0.0313	\$ (0.2089)	\$ (0.1261)	

Resistance	Support
2.1705	1.8566
Post Hurricane peak	March Low
1.9530	1.6908
2018 High	200 Day MA

Gasoline History



Gasoline Futures Fwd Curve

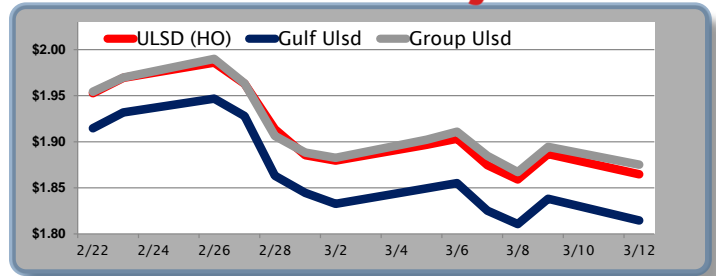


Diesel

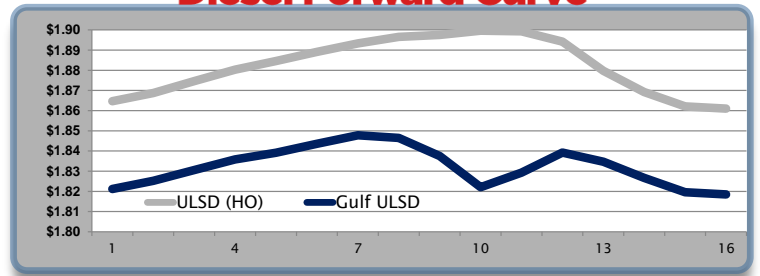
	ULSD (HO)	Change	Gulf Ulstd	Change	Group Ulstd	Change	Gulf Basis	Group Basis	HO Technicals
3/13	\$1.8631	-\$0.0016	\$1.8129	-\$0.0016	\$1.8726	-\$0.0026	\$ (0.0507)	\$ 0.0093	Indicator Direction
3/12	\$1.8647	-\$0.0219	\$1.8145	-\$0.0337	\$1.8752	-\$0.0193	\$ (0.0502)	\$ 0.0105	MACD Neutral
3/9	\$1.8866	\$0.0275	\$1.8382	\$0.0275	\$1.8945	\$0.0274	\$ (0.0485)	\$ 0.0079	Stochastics Neutral
3/8	\$1.8591	-\$0.0155	\$1.8107	-\$0.0145	\$1.8671	-\$0.0176	\$ (0.0485)	\$ 0.0080	RSI Neutral
3/7	\$1.8746	-\$0.0287	\$1.8252	-\$0.0299	\$1.8847	-\$0.0263	\$ (0.0495)	\$ 0.0101	ADX Neutral
3/6	\$1.9033	\$0.0066	\$1.8551	\$0.0056	\$1.9110	\$0.0088	\$ (0.0482)	\$ 0.0077	Momentum Neutral
3/5	\$1.8967	\$0.0171	\$1.8495	\$0.0169	\$1.9022	\$0.0196	\$ (0.0472)	\$ 0.0055	Bias: Neutral
3/2	\$1.8796	-\$0.0059	\$1.8327	-\$0.0119	\$1.8826	-\$0.0057			

Resistance	Support
2.1431	1.8084
2018 High	2018 Low
1.912	1.7415
March High	200 Day MA

Diesel History



Diesel Forward Curve



Crude

	WTI	Change	Brent	Change	Gulf Gas	Gulf Diesel	3/2/1	5/3/2	Gulf Gas	Gulf Diesel	3/2/1	5/3/2	Group / WCS
3/13	\$61.11	-\$0.25	\$64.56	-\$0.39	\$7.92	\$14.85	\$10.23	\$10.69	\$4.33	\$11.26	\$6.64	\$7.10	36.11
3/12	\$61.36	-\$0.68	\$64.95	-\$0.54	\$7.92	\$14.85	\$10.23	\$10.69	\$4.33	\$11.26	\$6.64	\$7.10	36.11
3/9	\$62.04	\$1.92	\$65.49	\$1.88	\$7.38	\$15.16	\$9.97	\$10.49	\$3.93	\$11.71	\$6.52	\$7.04	36.53
3/8	\$60.12	-\$1.03	\$63.61	-\$0.73	\$7.62	\$15.93	\$10.39	\$10.94	\$4.13	\$12.44	\$6.90	\$7.45	35.12
3/7	\$61.15	-\$1.45	\$64.34	-\$1.45	\$8.65	\$15.51	\$10.94	\$11.39	\$5.46	\$12.32	\$7.75	\$8.20	36.50

Refinery Margins

Diesel Forward Curve

Indicative forward prices for ULSD at Gulf Coast area origin points. Prices are estimates only.

Del. Month	Price	Differential	3 Mo. Avg	6 Mo. Avg
Apr-18	\$1.8252	-\$0.0430		
May-18	\$1.8306	-\$0.0435		
Jun-18	\$1.8358	-\$0.0440	\$1.8305	
Jul-18	\$1.8391	-\$0.0450		
Aug-18	\$1.8436	-\$0.0450		
Sep-18	\$1.8478	-\$0.0450	\$1.8435	\$1.8370
Oct-18	\$1.8465	-\$0.0495		
Nov-18	\$1.8375	-\$0.0595		
Dec-18	\$1.8221	-\$0.0770	\$1.8354	
Jan-19	\$1.8293	-\$0.0695		
Feb-19	\$1.8392	-\$0.0545		
Mar-19	\$1.8347	-\$0.0445	\$1.8344	\$1.8349

12 Month Avg \$1.8360 -\$0.0517

Economic Indicators

Commodity Futures

	Settle	Change	Settle	Change
S&P 500	2,784	-2.00	Ethanol	1.512
DJIA	25,179	-157.13	NatGas	2.778
Nasdaq	7,131	-0.07	Gold	1,321
Russell 2000	1,597	3.92	Silver	16.55
EUR/USD	1.2342	0.0020	Copper	3.12
USD Index	89.87	-0.16	FCOJ	138.80
US 10 Year Treasury	120.84	0.19	Corn	384.25
Oil Volatility Index	26.23	-2.21	Soy	1033.25
S&P Volatility Index (VIX)	14.64	1.14	Wheat	489.75
Nikkei 225 Index	21,625	250.00	Ethanol RINS	0.3590
German DAX Index	13,048	-189.50	Butane	0.904
			Propane	0.760

*SOURCES: Nymex, CBOT, NYSE, ICE, NASDAQ, CME Group, CBOE. Prices delayed.

Disclaimer: The information contained herein is derived from multiple sources believed to be reliable. However, this information is not guaranteed as to its accuracy or completeness. No responsibility is assumed for use of this material and no express or implied warranties or guarantees are made. This material and any view or comment expressed herein are provided for informational purposes only and should not be construed in any way as an inducement or recommendation to buy or sell products, commodity

Brent Weekly Chart



About 31,000 results (0.35 seconds)



Portland City Council Urges Lawmakers to Support RFS

Hoosier Ag Today - Mar 11, 2018

More meetings are being held at the White House Monday to discuss potential changes to the Renewable Fuels Standard. President Trump will not be attending these meetings, but key lawmakers will meet with oil and corn industry executives. One key voice, though, may be missing from the table.



Purdue study infers economic fallout from changes to RFS

Grand Island Independent - Mar 10, 2018

The RFS is administered by the U.S. Environmental Protection Agency that mandates the blending of biofuels into the nation's fuel supply. Although demand for higher ethanol blends such as E15 and E85 remains limited, EIA said low ethanol prices and increasing RFS targets had created favorable ...



Latest RFS Bill Ignores Ethanol Benefits and Science

AgNet West - Mar 11, 2018

Latest RFS Bill Ignores Ethanol Benefits and Science. Dan March 12 ... Vermont Democratic Representative Pete Welch, along with New Hampshire Democratic Senator Tom Udall, introduced companion legislation into Congress attempting to reform the Renewable Fuels Standard (RFS). On a press call ...



RFS Reform Movement

KTIC - Mar 9, 2018

The Growing Renewable Energy Through Existing and New Environmentally Responsible Fuels Act would phase out corn ethanol from the current 15 billion gallons in the RFS to 1 billion gallons by 2029. In addition, the bill would immediately reduce the amount of ethanol in the nation's fuel supply by 1 ...

Bill aims to dismantle RFS, limit biofuel blending

Biodiesel Magazine - Mar 9, 2018

[View all](#)



Biofuel supporters rally across Iowa to protect RFS

Wallace's Farmer - Mar 12, 2018

Farmers, biofuel producers and other concerned citizens rallied on Saturday in Iowa to send a message to President Trump: Stand strong on your pledge to support the Renewable Fuel Standard (RFS), and reject proposals to bail out oil refiners at the expense of farmers. Supporters of ethanol and ...

Ethanol mandates help Wall Street, hurt Texas

Opinion - Chron.com - 19 hours ago

[View all](#)

The RFS Conundrum

A Political Microcosm

D6 Ethanol RINs

