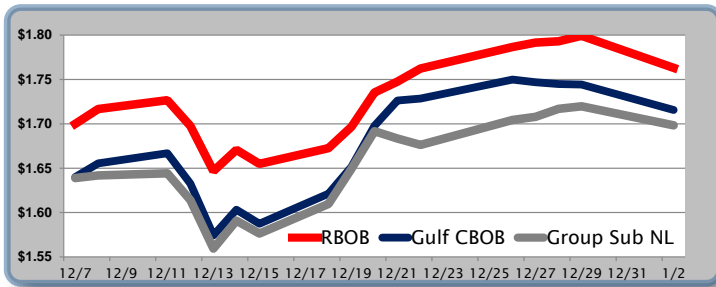


Gasoline

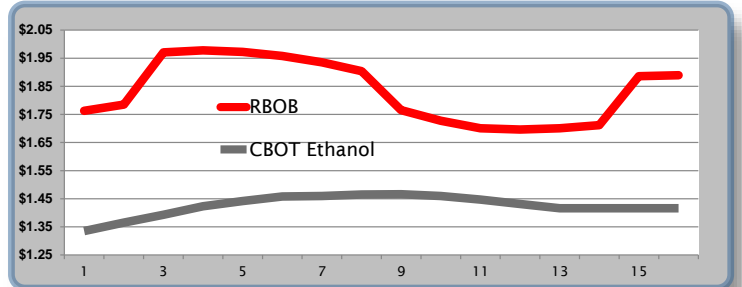
	RBOB	Change	Gulf CBOB	Change	Group Sub NL	Change	Gulf Basis	Group Basis	RBOB Technicals
1/3	\$1.7784	\$0.0153	\$1.7309	\$0.0153	\$1.7126	\$0.0143	\$ (0.0480)	\$ (0.0661)	Indicator Direction
1/2	\$1.7631	-\$0.0361	\$1.7156	-\$0.0287	\$1.6983	-\$0.0215	\$ (0.0475)	\$ (0.0648)	MACD Neutral
12/29	\$1.7992	\$0.0062	\$1.7443	-\$0.0005	\$1.7198	\$0.0028	\$ (0.0549)	\$ (0.0795)	Stochastics Topping
12/28	\$1.7930	\$0.0015	\$1.7448	-\$0.0021	\$1.7170	\$0.0090	\$ (0.0482)	\$ (0.0761)	RSI Topping
12/27	\$1.7915	\$0.0049	\$1.7469	-\$0.0029	\$1.7080	\$0.0037	\$ (0.0446)	\$ (0.0836)	ADX Neutral
12/26	\$1.7866	\$0.0243	\$1.7499	\$0.0214	\$1.7043	\$0.0280	\$ (0.0368)	\$ (0.0823)	Momentum Topping
12/22	\$1.7623	\$0.0147	\$1.7285	\$0.0022	\$1.6763	-\$0.0071	\$ (0.0338)	\$ (0.0861)	Bias: Neutral
12/21	\$1.7476	\$0.0123	\$1.7263	\$0.0285	\$1.6834	-\$0.0084	\$ (0.0214)	\$ (0.0642)	

Resistance	
1.8402	November High
1.8099	December High
1.6438	December Low
1.6631	200 Day MA
Support	

Gasoline History



Gasoline Futures Fwd Curve

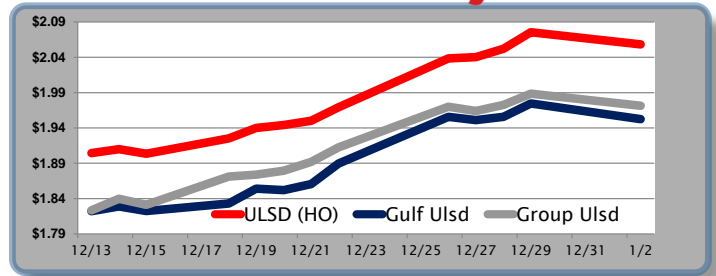


Diesel

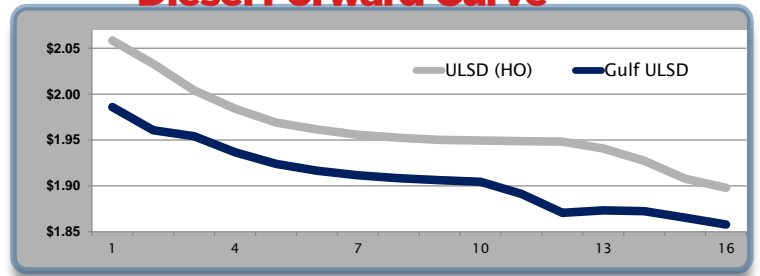
	ULSD (HO)	Change	Gulf Ulstd	Change	Group Ulstd	Change	Gulf Basis	Group Basis	HO Technicals
1/3	\$2.0748	\$0.0164	\$1.9689	\$0.0164	\$1.9868	\$0.0154	\$ (0.1065)	\$ (0.0882)	Indicator Direction
1/2	\$2.0584	-\$0.0171	\$1.9525	-\$0.0322	\$1.9714	-\$0.0171	\$ (0.1060)	\$ (0.0870)	MACD Bullish
12/29	\$2.0755	\$0.0234	\$1.9747	\$0.0189	\$1.9885	\$0.0159	\$ (0.1009)	\$ (0.0870)	Stochastics Bullish
12/28	\$2.0521	\$0.0119	\$1.9558	\$0.0046	\$1.9726	\$0.0085	\$ (0.0963)	\$ (0.0795)	RSI Neutral
12/27	\$2.0402	\$0.0017	\$1.9511	-\$0.0047	\$1.9641	-\$0.0059	\$ (0.0891)	\$ (0.0761)	ADX Bullish
12/26	\$2.0385	\$0.0691	\$1.9558	\$0.0661	\$1.9700	\$0.0576	\$ (0.0827)	\$ (0.0686)	Momentum Bullish
12/22	\$1.9694	\$0.0192	\$1.8897	\$0.0292	\$1.9124	\$0.0204	\$ (0.0797)	\$ (0.0570)	Bias: Bullish
12/21	\$1.9502	\$0.0060	\$1.8605	\$0.0085	\$1.8920	\$0.0125			

Resistance	
2.3514	Feb 2015 High
2.0906	2018 High
1.8597	Dec Low
1.838	November Low
Support	

Diesel History



Diesel Forward Curve



Crude

	WTI	Change	Brent	Change	Gulf Gas	Vs WTI	Gulf Diesel	3/2/1	5/3/2	Vs Brent	Gulf Gas	Gulf Diesel	3/2/1	5/3/2	Group / WCS
1/3	\$60.78	\$0.41	\$66.98	\$0.41	\$11.69	\$21.63	\$15.00	\$15.66	\$6.39	\$5.49	\$15.43	\$8.80	\$9.46	33.78	
1/2	\$60.37	-\$0.05	\$66.57	-\$0.30	\$12.84	\$22.52	\$16.06	\$16.71	\$6.39	\$6.39	\$16.07	\$9.61	\$10.26	34.62	
12/29	\$60.42	\$0.58	\$66.87	\$0.15	\$13.44	\$22.30	\$16.39	\$16.99	\$6.56	\$6.56	\$15.42	\$9.51	\$10.11	35.03	
12/28	\$59.84	\$0.20	\$66.72	\$0.28	\$13.73	\$22.31	\$16.59	\$17.16	\$6.93	\$6.93	\$15.51	\$9.79	\$10.36	35.05	
12/27	\$59.64	-\$0.33	\$66.44	-\$0.58											
CPL Linespace	Line 1	Change	Line 2	Change											
	0.0005	\$0.0005	\$0.0412	\$0.0075											

Refinery Margins

Economic Indicators

Commodity Futures

	Settle	Change		Settle	Change
S&P 500	2,693	17.00	Ethanol	1.335	
DJIA	24,824	104.79	NatGas	3.056	0.103
Nasdaq	6,511	0.06	Gold	1,316	1.2
Russell 2000	1,536	14.50	Silver	17.12	0.06
EUR/USD	1.2062	-0.0026	Copper	3.26	-0.027
USD Index	91.57	0.16	FCOJ	135.70	
US 10 Year Treasury	123.69	0.11	Corn	353.25	0.50
Oil Volatility Index	21.32	1.41	Soy	955.00	5.50
S&P Volatility Index (VIX)	11.04	-1.27	Wheat	433.50	2.00
Nikkei 225 Index	22,855	70.00	Ethanol RINS	0.7115	0.020
German DAX Index	13,048	-189.50	Butane	1.047	-0.033
			Propane	0.986	0.006

Diesel Forward Curve

Indicative forward prices for ULSD at Gulf Coast area origin points. Prices are estimates only.

Del. Month	Price	Differential	3 Mo. Avg	6 Mo. Avg
Jan-18	\$1.9606	-\$0.0720		
Feb-18	\$1.9540	-\$0.0495		
Mar-18	\$1.9367	-\$0.0470	\$1.9504	
Apr-18	\$1.9240	-\$0.0445		
May-18	\$1.9165	-\$0.0445		
Jun-18	\$1.9116	-\$0.0435	\$1.9174	\$1.9339
Jul-18	\$1.9084	-\$0.0435		
Aug-18	\$1.9062	-\$0.0435		
Sep-18	\$1.9045	-\$0.0445	\$1.9064	
Oct-18	\$1.8913	-\$0.0570		
Nov-18	\$1.8707	-\$0.0770		
Dec-18	\$1.8733	-\$0.0670	\$1.8784	\$1.8924
12 Month Avg	\$1.9132	-\$0.0528		

*SOURCES: Nymex, CBOT, NYSE, ICE, NASDAQ, CME Group, CBOE. Prices delayed.

Disclaimer: The information contained herein is derived from multiple sources believed to be reliable. However, this information is not guaranteed as to its accuracy or completeness. No responsibility is assumed for use of this material and no express or implied warranties or guarantees are made. This material and any view or comment expressed herein are provided for informational purposes only and should not be construed in any way as an inducement or recommendation to buy or sell products, commodity

Colonial Linespace

— Diesel

